

The most important job for all staff in school is to keep YOU safe!

How do we do this?

## Reggie Responsibility



# We have a responsibility to keep you safe



Blue Lanyard = Staff at St Katherine's



Green Lanyard = given to visitors and the **person is safe to be in school without a member of St Katherine's staff.**



Red Lanyard = given to visitors and the person **needs to be with a member of St Katherine's staff.**

What should you do if you see someone with a red lanyard that is not with a member of staff?

# We have a responsibility to keep you safe



Grey Lanyard = Staff at the Coppice Trust, like Mr Chatley!

**Coppice Primary  
Partnership**

*An Ethic of Excellence*



# What can I do if I have a worry?



## Check-In Pots

Each of you have a **lolly stick** that you can move in the coloured pots to show how you are feeling at the start of the day and during the day.

This tells your teacher that you need to talk to someone about how you are feeling – happy, not so good today or feeling sad.



## Worry Box

Each class has a **worry box** – **do you know where your box is in class?**

You can use this box to post a note to your teacher to tell her anything that you are worried about – don't forget to put your name on the note!



# What can I do if I have a worry?



Name five trusted adults that you can talk to.



**clever  
never  
goes** 

**HOW TO STAY SAFE  
WHEREVER YOU ARE**



# WHERE DO WE SPEND TIME?



# WHAT ARE THE RULES?



If **anyone** asks you to go  
Even someone that you **know**  
If it hasn't been **agreed**, remember:

**CLEVER  
NEVER GOES!**





**OK**



**THINK ABOUT IT**



**NOT OK**



**TWO TYPES OF 'NOT OK' SITUATION:**

**SOMEONE YOU DON'T KNOW ASKS YOU  
TO GO SOMEWHERE WITH THEM**



**SOMEONE YOU KNOW ASKS YOU TO  
GO SOMEWHERE, BUT IT HASN'T BEEN  
AGREED IN ADVANCE**



Emoji  
Go!

The text 'Emoji Go!' is rendered in a bold, bubbly, rounded font. The letters are white with a thick black outline. The word 'Emoji' is on the top line, and 'Go!' is on the bottom line. The letter 'i' in 'Emoji' has a yellow smiley face with a wide grin inside its dot. The letter 'j' in 'Emoji' has a yellow sad face with a straight line for a mouth inside its dot. The exclamation mark '!' in 'Go!' has a yellow sad face with a straight line for a mouth inside its dot. The background is a solid light blue.

**PRACTICE  
ROUND**



## PRACTICE ROUND





## PRACTICE ROUND



OLIVER DOESN'T RECOGNISE THIS MAN.

ANSWER:  
**NOT OK**



## PRACTICE ROUND



OLIVER DOESN'T RECOGNISE THIS MAN.

WHAT TO DO  
AND SAY, WHEN  
IT'S NOT OK



# WHAT TO DO AND SAY, WHEN IT'S NOT OK



SAY "NO" FIRMLY



SHOUT FOR HELP



RUN AWAY



ASK PARENT/  
CARER FIRST



ALWAYS REPORT  
AN INCIDENT TO A  
TRUSTED ADULT

# SCENARIO 1





## SCENARIO 1



## SCENARIO 1



ANSWER:  
**OK**





## SCENARIO 2





## SCENARIO 2

MO IS PLAYING AND  
EXCHANGING MESSAGES WITH  
HIS BEST FRIEND SAM.

What u doing this  
afternoon?

Not much, u?

Jamie's coming over.  
We're going to the park  
@ 4. U coming?



## SCENARIO 2

MO IS PLAYING AND  
EXCHANGING MESSAGES WITH  
HIS BEST FRIEND SAM.

What u doing this  
afternoon?

Not much, u?

Jamie's coming over.  
We're going to the park  
@ 4. U coming?

ANSWER:  
NOT OK



## SCENARIO 2

MO IS PLAYING AND  
EXCHANGING MESSAGES WITH  
HIS BEST FRIEND SAM.

What u doing this  
afternoon?

Not much, u?

Jamie's coming over.  
We're going to the park  
@ 4. U coming?

**WHAT TO DO  
AND SAY, WHEN  
IT'S NOT OK**



## SCENARIO 3



## SCENARIO 3





## SCENARIO 3



ANSWER:  
**NOT OK**



## SCENARIO 3



HEY, WHY DON'T YOU  
COME WITH US TO THE  
ARCADE?

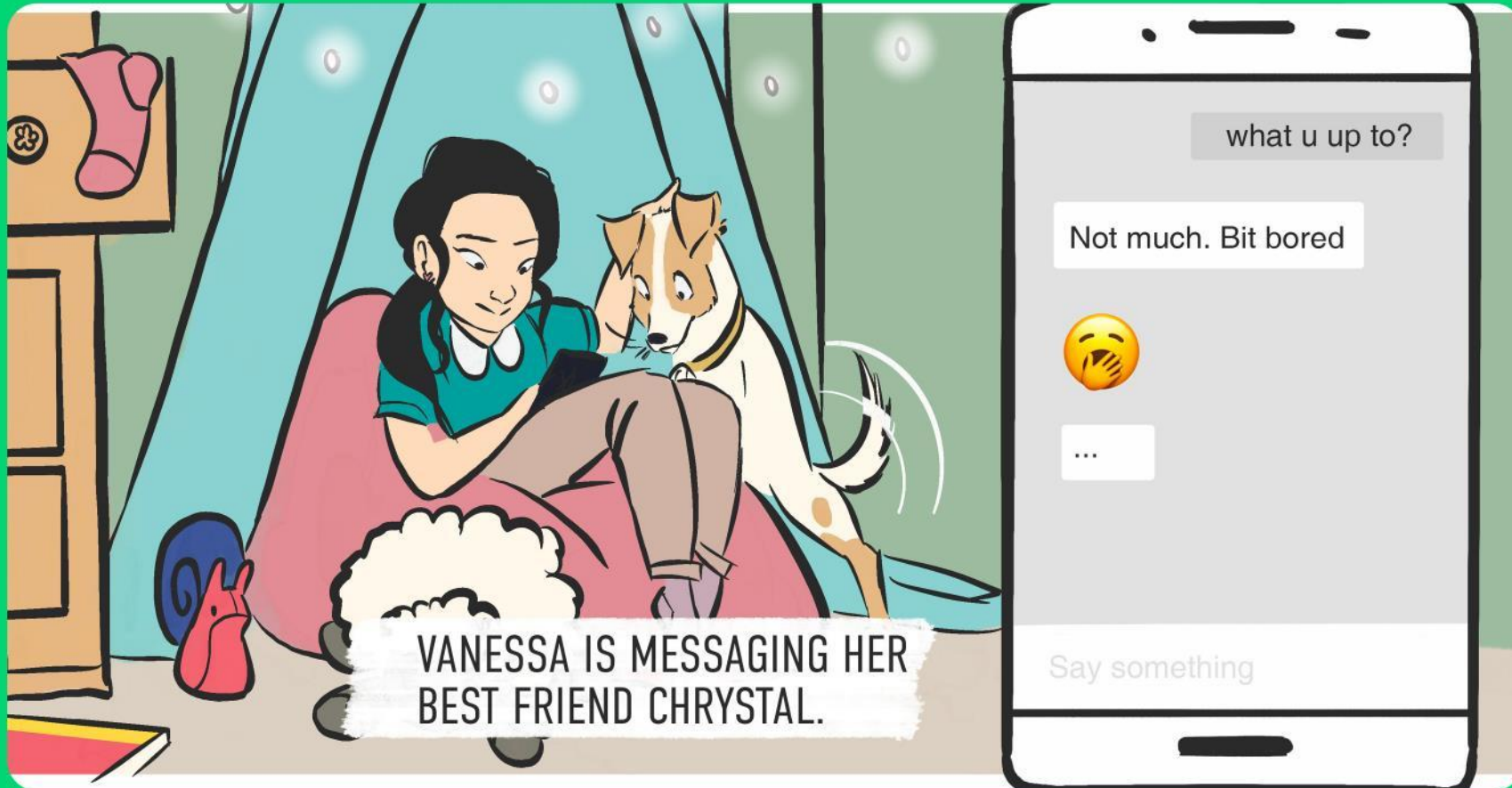
THEY RECOGNISE THE BOYS BUT DON'T KNOW  
THEM WELL.

LET'S GO,  
THEY'LL BE  
AGES YET.

**WHAT TO DO  
AND SAY, WHEN  
IT'S NOT OK**




## SCENARIO 4






## SCENARIO 4



## SCENARIO 4



ANSWER:  
**OK**



# WHAT WE LEARNT TODAY

**The Clever Never Goes rule**

**What does OK and NOT OK mean?**

**If you want to go and meet someone get permission from your parent/guardian first AND speak to them if you have any worries or questions**

**If something has happened to you – outside or online – report it to a trusted adult**

**What to do and say, when it's NOT OK!**


**Always remember: if something doesn't feel right or if someone hurts you or makes you feel upset, IT'S NOT YOUR FAULT.**



# SCENARIO 5



## SCENARIO 5




MIA IS FRIENDS WITH KATIE AND ZOE, BUT HADN'T ARRANGED WITH HER PARENTS TO GO BACK TO ZOE'S TODAY.





## SCENARIO 5




MIA IS FRIENDS WITH KATIE AND ZOE, BUT HADN'T ARRANGED WITH HER PARENTS TO GO BACK TO ZOE'S TODAY.

ANSWER:  
**NOT OK**





## SCENARIO 5



MIA IS FRIENDS WITH KATIE AND ZOE, BUT HADN'T ARRANGED WITH HER PARENTS TO GO BACK TO ZOE'S TODAY.

**WHAT TO DO  
AND SAY, WHEN  
IT'S NOT OK**

# SCENARIO 6





## SCENARIO 6





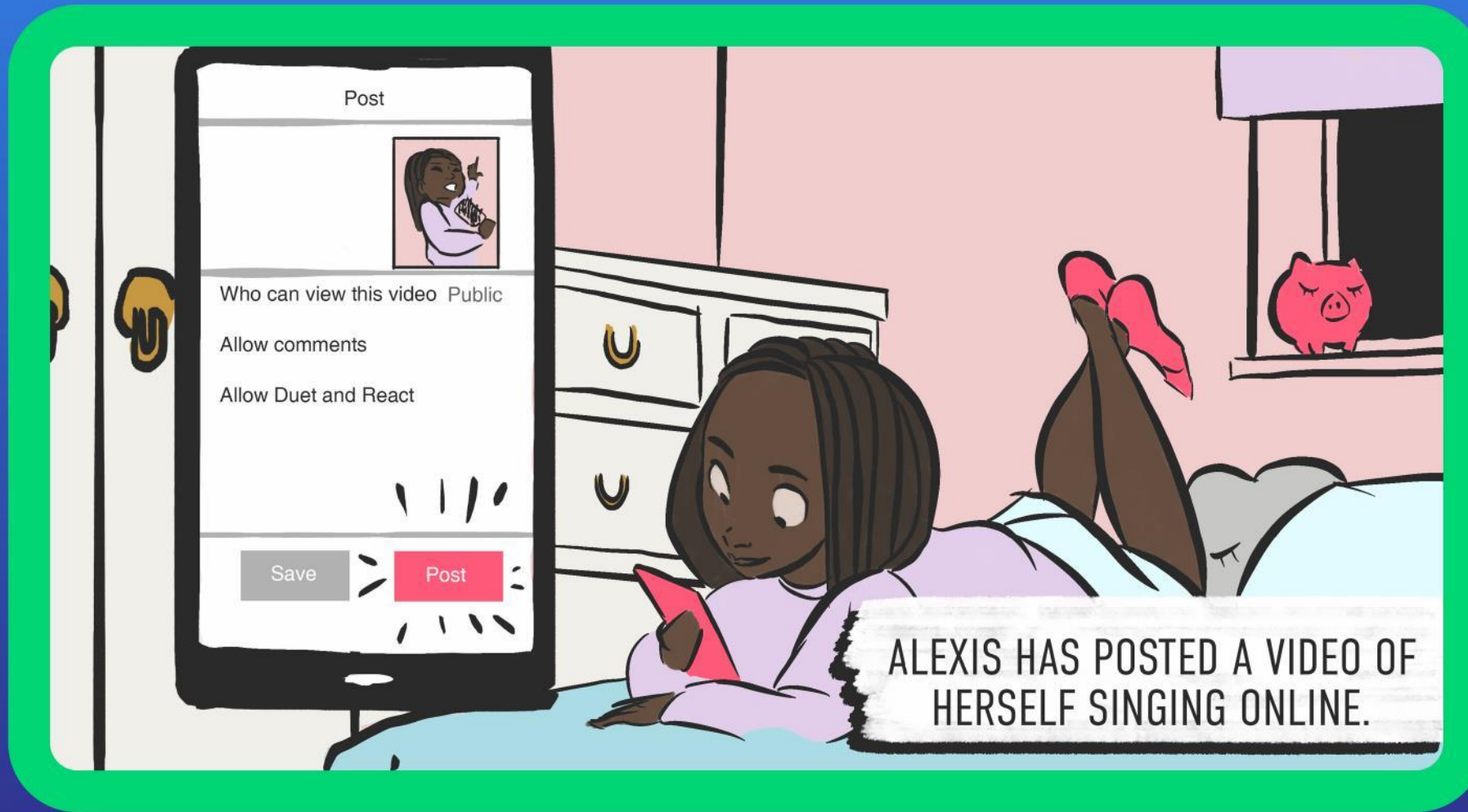
## SCENARIO 6




ANSWER:  
**OK**



## SCENARIO 7



## SCENARIO 7





## SCENARIO 7



ALEXIS RECEIVES A MESSAGE FROM ONE YOUNG GUY WHO REALLY LIKES HER SINGING.

ANSWER:  
**NOT OK**




## SCENARIO 7



ALEXIS RECEIVES A MESSAGE FROM ONE YOUNG GUY WHO REALLY LIKES HER SINGING.

**WHAT TO DO  
AND SAY, WHEN  
IT'S NOT OK**

## SCENARIO 8





## SCENARIO 8



## SCENARIO 8



ANSWER:  
**NOT OK**





## SCENARIO 8



**WHAT TO DO  
AND SAY, WHEN  
IT'S NOT OK**



## SCENARIO 9



## SCENARIO 9





## SCENARIO 9



ANSWER:  
**OK**





# SCENARIO 10



## SCENARIO 10





## SCENARIO 10



JAYDEN DOESN'T RECOGNISE THIS WOMAN.

ANSWER:  
**NOT OK**





## SCENARIO 10



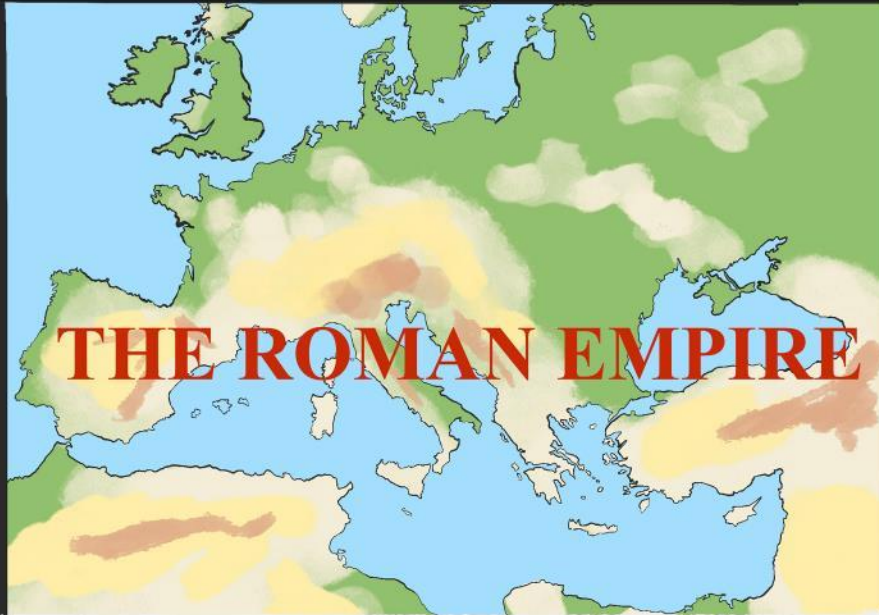
**WHAT TO DO  
AND SAY, WHEN  
IT'S NOT OK**

## SCENARIO 11



Voom

04:58



AMELIA IS ON A LIVE VIDEO MEETING FOR HER  
SCHOOL WORK.






# SCENARIO 11

Voom

05:42



AMELIA RECIEVES A MESSAGE FROM HER SCHOOL FRIEND HARRISON.

Amelia

Connor

Mads

Harrison

Dave

Prisha

Matthew

Harrison

Hi Amelia, can you send me the link to the youtube video you found which explains this please? 😊

19 S

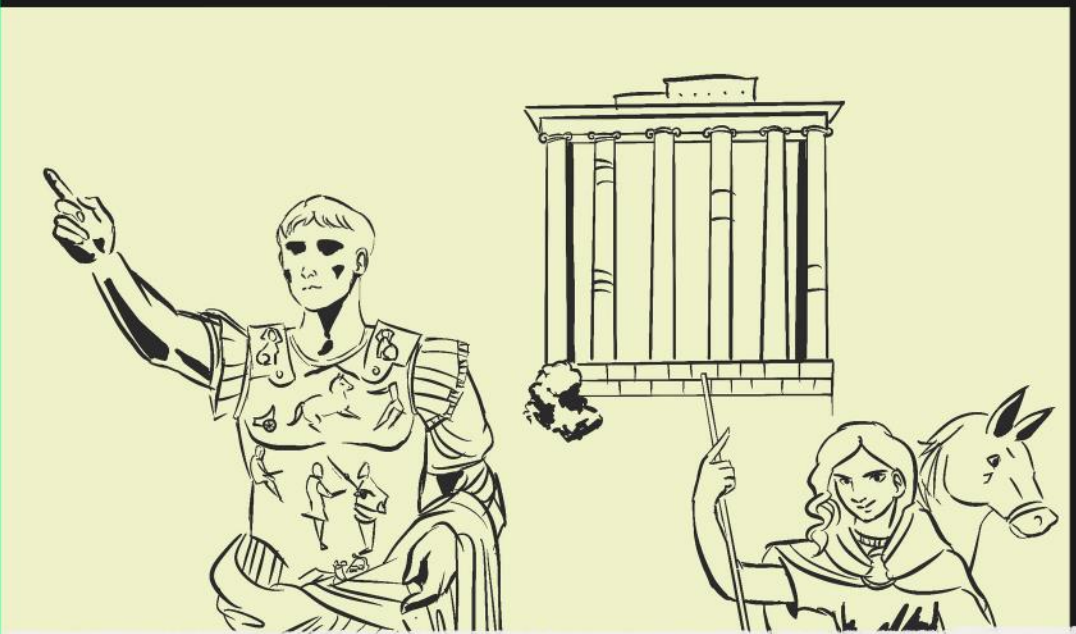




## SCENARIO 11

Voom

05:42



AMELIA RECIEVES A MESSAGE FROM HER SCHOOL FRIEND HARRISON.

Amelia

Connor

Mads

Harrison

Dave

Prisha

Matthew

Harrison


Hi Amelia, can you send me the link to the youtube video you found which explains this please? 😊

19 S


ANSWER:  
OK



## SCENARIO 12



## SCENARIO 12




JODIE RECOGNISES THE MAN AS A FRIEND OF HER OLDER BROTHER'S, BUT DOESN'T KNOW HIM WELL.





## SCENARIO 12




JODIE RECOGNISES THE MAN AS A FRIEND OF HER OLDER BROTHER'S, BUT DOESN'T KNOW HIM WELL.

**ANSWER:  
NOT OK**



## SCENARIO 12



JODIE RECOGNISES THE MAN AS A FRIEND OF HER OLDER BROTHER'S, BUT DOESN'T KNOW HIM WELL.

**WHAT TO DO  
AND SAY, WHEN  
IT'S NOT OK**

# WHAT WE LEARNT TODAY

**The Clever Never Goes rule**

**What does OK and NOT OK mean?**

**If you want to go and meet someone get permission from your parent/guardian first AND speak to them if you have any worries or questions**

**If something has happened to you – outside or online – report it to a trusted adult**

**What to do and say, when it's NOT OK!**

**Always remember: if something doesn't feel right or if someone hurts you or makes you feel upset, IT'S NOT YOUR FAULT.**