

Literacy

Topic Texts Include:

'We're going on a bear hunt' 'The koala who could' 'The curious polar bear'

Children will:

- Word build, word read and word write (Sounds-Write programme).
- Read and write CCVCC and CCCVC words.
- Revise CVC, VCC, CVCC and CCVC words.
- Read and write simple sentences independently.

Expressive Arts and Design

Children will:

- Share creations and explain the process they have used.
- Use available resources to craft topic-related pieces.
- Invent, adapt and recount narratives and stories with peers.
- Move in time to music from other cultures.

Mathematics

Children will:

- Build numbers from 10 to 20.
- Continue patterns from 10 to 20.
- Verbal count beyond 20.
- Verbal count patterns.
- Explore measure.
- Learn about 2D and 3D shapes.

PSED

Children will:

- Set and work towards simple goals, wait for what they want and control immediate impulses when appropriate.
- Demonstrate self-regulation, resilience and perseverance in the face of challenges.
- Show sensitivity to their own and to others needs.

Year R
Summer Term 2
2026
Curriculum Coverage



Understanding the World

Children will:

- Find places on a map and globe.
- Learn about similarities and differences between countries.
- Describe bears found in different countries and compare them.
- Recognise the signs of Summer.
- Compare seaside holidays in the past to holidays today.

Physical Development.

Children will:

- Learn how to jump in different ways and land safely.
- Learn how to jump for height over obstacles.
- Use different throwing actions to throw as far as you can.
- Improve in hitting a target.
- Learn how to take part in relays.
- Explore Sports Day skills.

Our Topic **Bear** **Adventures**

Home Work

Sounds-Write reading books.

Home learning activity grid.

Communication and Language

Children will:

- Make comments about what they have heard and ask questions to clarify their understanding.
- Hold conversations when engaged in back-and-forth exchanges with teacher and peers.
- Offer explanations for why things might happen, making use of recently introduced vocabulary.
- Express their ideas and feelings about their experiences using past, present and future tense.

Stunning Start

Meet the class bear who will be going on his travels around the World this term

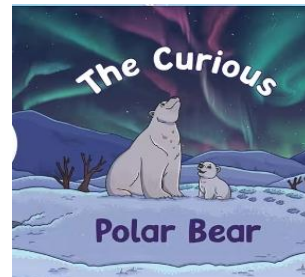


Fabulous Finish

Bring a bear to school.

Visits, Visitors and Important Dates

Events – Summer Term 2 2026

EVENT	DATE
Start of Term	Monday 1 st June
PTA Crazy Hair Day	Friday 5 th June
Achievement Assembly	Thursday 11 th June 9.15am
PTA Gift Room - Father's Day / Special Person	Thursday 18 th June
PTA Summer Fair	Saturday 20 th June
Sports Day Year R & KS1 (YR-YR2)	Tuesday 30 th June 1:15-3pm
PTA Summer Disco Year R – Year 6	Friday 3 rd July 2-7:30pm
Nursery and Year R Reports sent out	Monday 6 th July
Meet the Teacher	Tuesday 7 th July 2:30-3pm
Meet the Teacher	Thursday 9 th July 2-3pm
Reserve Sports Day Year R & KS1 (YR-YR2)	Monday 13 th July 1:15-3pm
Dance Through the Musicals	Monday 20 th July
End of Term	Tuesday 21 st July



How you can help...

We hope that this guide will help you to get further involved in your child's education. You could:

- Continue to read books together and discuss the story
- Practice and recap letter sounds and words
- Practice writing simple sentences
- Count things in everyday life, e.g. how many spoons are on the table?
- Practice trying to put items of clothing on independently when getting dressed in the morning
- Practice tying up shoelaces

What is our main method of home communication?

We have an open door policy here in Reception and encourage parents to speak to us regularly. Please wait until all children are dismissed or make an appointment if you wish to discuss something at length.

Facebook: In Year R we complete posts on Facebook throughout each week, sharing the children's learning.

On sunny days, please ensure you apply sun cream to your child before school and provide a hat. Please note sun glasses are not permitted, unless prescribed.